



PATIENTS KNOW BEST[®]
MANAGE YOUR HEALTH

Logging into the PKB System

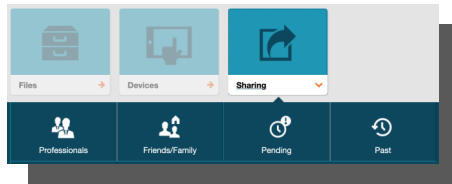
& Sharing Your Record

Patient User Guide

Step 3: Sharing Your Record with a Healthcare Provider

Here you can share you PKB record with a Healthcare Provider:

1. Navigate to the 'Quick Access Buttons' on the home screen (See previous page for details). Click on 'Sharing', then select the option you require:



Professionals [Access]



This area shows which Healthcare Provider has access to your record and what record type they can view. You can edit this by clicking the 'Edit' button next to the Provider. (See Step 4: 'Edit Sharing' for further information).

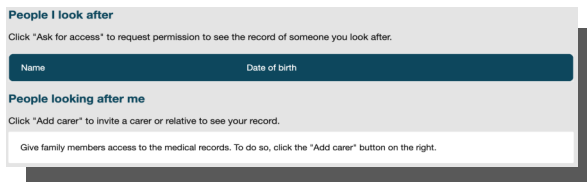
◇ Adding a Healthcare Provider [Individuals]

Add an individual



Within 'Professionals' you can invite individual Healthcare Providers to view your record. Click on the 'Add an individual' button. An information box will appear. Complete the required fields and click on 'Invite' when complete.

Friend / Family [Access]



This area shows the 'People I look after' [1] or 'People looking after me' [2]. You can either request access to a registered PKB patient's records if you look after them, or you can share your record with them, or both.

[1] Asking for Access [Requesting access]

Ask for access



Within the 'Friends/Family' area, click on the 'Ask for access' button. An information box will appear, complete the required fields and click on 'Invite' when complete.

[2] Add Carer [Authorising access]

Add carer



Within the 'Friends/Family' area, click on the 'Add carer' button. An information box will appear, complete the required fields and click on 'Invite' when complete.

Pending

Pending invitations

This area shows the pending requests for access to your record and other registered patient records you have requested.

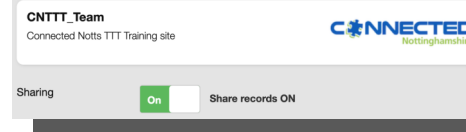
Step 4: Edit Sharing

To edit or change access/settings to your PKB record for Healthcare Providers. Navigate to 'Professionals' (See Step 3 for details).

Edit

1. Locate the HCP and click on the 'Edit' icon
2. Within the 'Edit sharing' section - you can turn on and off sharing with the HCP.

Edit sharing



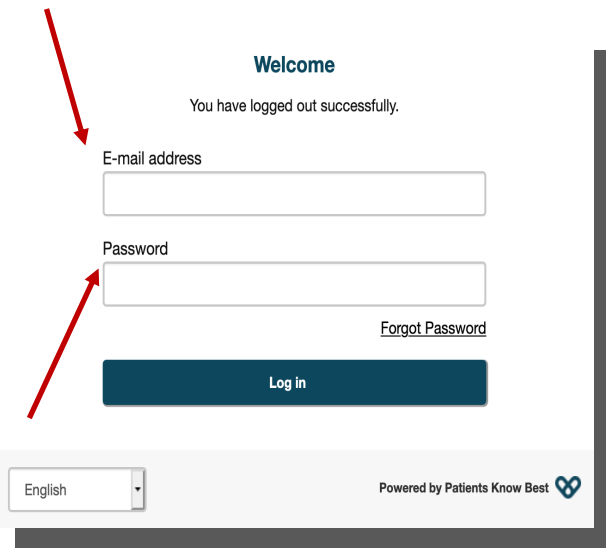
3. You can amend/change the privacy settings the HCP can view
4. Finally click on 'Save'

Step 1: Logging into PKB

When your practice creates your PKB account they will send you an email containing a link to activate your account. If you have not been invited, please contact your Practice to register.

Once registered click on the link within your email to login to PKB.

On the login screen - enter your **email address** and **password** :



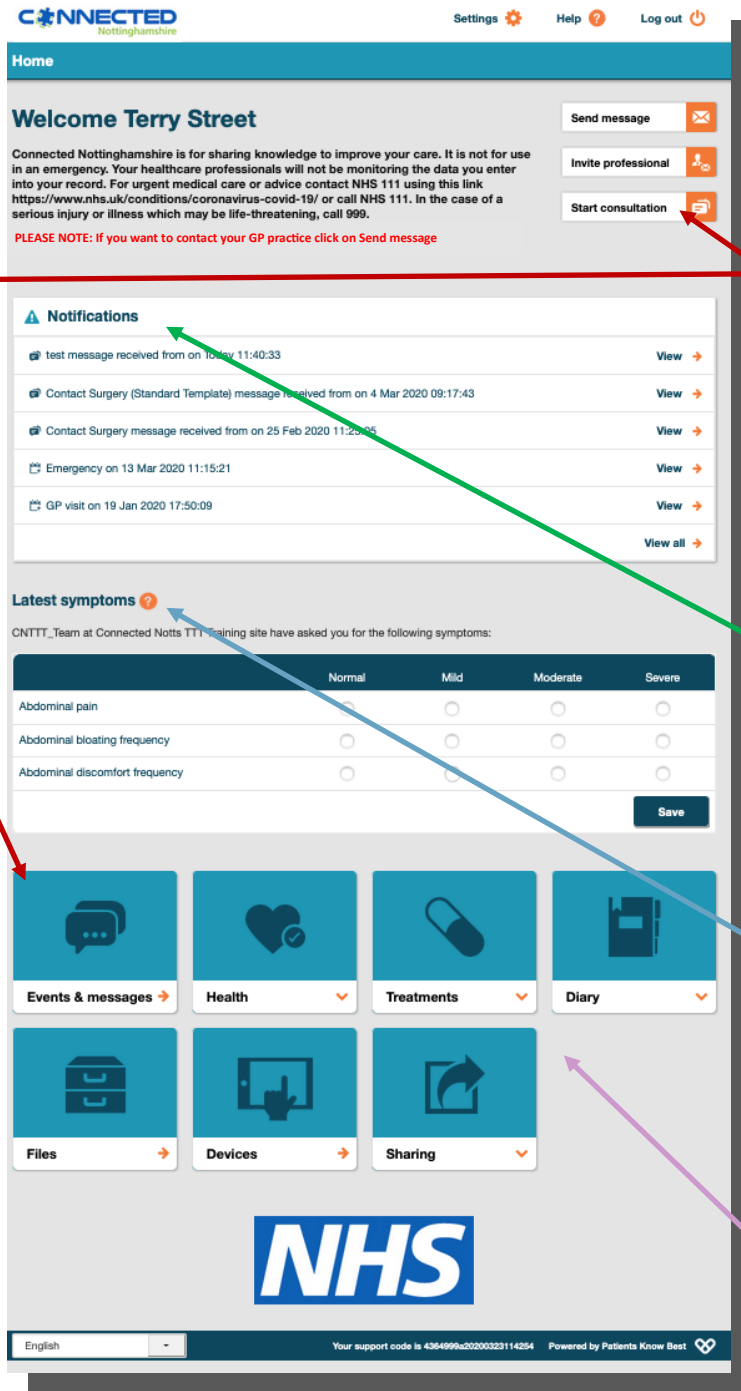
Once you have entered your details 'click' on the 'Log in' button to access your record.

Step 2: Navigating the Home Screen

Here you can view, browse and access a variety of options within your Personal Health Record. This includes:

- ◇ Sending secure messages to your healthcare providers
- ◇ Monitor your symptoms
- ◇ Invite other healthcare professionals to view your record
- ◇ Link other health devices to your record

and much more...




The Home Screen 'Quick-Guide'

The home screen is split into sections. These sections are split into the following four areas:


◇ **'Start Consultation'**: is where you can start a consultation with a healthcare professional or complete questionnaires and forms. This can be accessed from either the **Home Screen** or **Events & Messages** button.

(Please turn over the leaflet for further details).




◇ **'Notifications'**: appear when a message has been created/ received or when you have received an update to your record, results, letters etc.

This can accessed from either the **Home Screen** or **Events & Messages** button.



◇ **'Latest Symptoms'**: Your healthcare provider may ask you to monitor your symptoms, this area is where you can self-monitor and record your symptoms.



◇ **'Quick Access Buttons'**: are where you can access the different sections of your record. The various buttons enable you to view results, self-register allergies, access medical leaflets and link you to various NHS websites.

